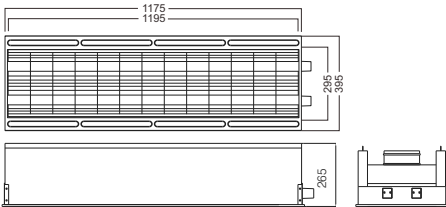
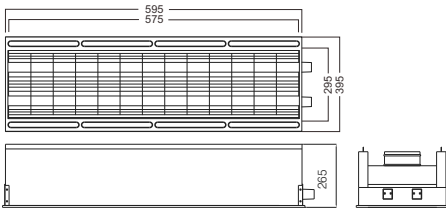




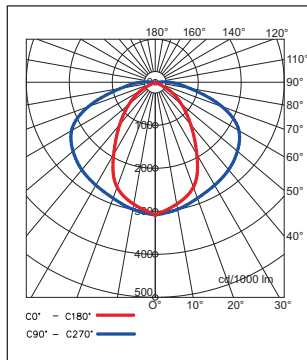
Cut Sheet Dimension

DIMENSION (mm)

TYPE	L	L1	W	W1	H
2X600	595	575	395	295	265
2X1200	1195	1175	395	295	265



Polar Diagram



Aplikasi : Kantor, Ruang Konferensi, Ruang rapat, mall (pusat perbelanjaan), sekolah (ruang kelas), perpustakaan.

Product Name	Lamp	Base	Wattage
RMI 300 M4 Diffuser AC 2X600	TL-LED	G13	8
RMI 300 M4 Diffuser AC 2X1200	TL-LED	G13	14.5

MATERIAL

Body : Coated Steel Plate 0.5mm  
 Louvre : Alanod 0.4 mm  
 Finishing : Powder Coating  
 Diffuser AC : Zincalume

LAMP

Bulb : TL-LED (T8)  
 Power : 8-14.5-18W  
 Lumen : 800-1600-2100 lm  
 CRI : 80  
 Color Temp. : 3000/6500 K  
 Life Time : 30.000 hours  
 Voltage : 220-240 V  
 Lamp Holder : G13

